

Swivel Eyebolt Townley Long Shank



Product information

Grade 10 Swivel Eyebolt with long shank.

General:


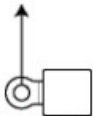
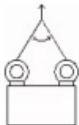
- Multi-directional lifting point
- Adjusts to direction of pull
- Larger internal eye diameter
- Stamped with WLL F2

Material: Alloy
Temperature range: -10°C up to 100°C
Finish: Powder Coated Green

Safety factor: 4:1
Grade: 10

Part Code	WLL ton
4215TSEBLS08	1
4215TSEBLS10	1
4215TSEBLS12	2
4215TSEBLS16	4
4215TSEBLS20	6
4215TSEBLS24	8

Technical data

WORKING LOAD LIMITS (WLL) in TONNES						
Imperial Nominal	Metric Nominal	 Single Leg Axial	 Single Leg 90°	 2, 3 or 4 legs Maximum included Angle		
		F1	F2	60°	90°	120°
5/16"	M08	1.0t	0.3t	0.53t	0.42t	0.30t
3/8"	M10	1.0t	0.4t	0.69t	0.56t	0.40t
1/2"	M12	2.0t	0.75t	1.3t	1.0t	0.75t
5/8"	M16	4.0t	1.5t	2.6t	2.1t	1.5t
3/4"	M20	6.0t	2.3t	4.0t	3.2t	2.3t
7/8"	M22	7.0t	2.3t	4.0t	3.2t	2.3t
1"	M24	8.0t	3.2t	5.5t	4.5t	3.2t
1.1/8"	M27	8.0t	3.2t	5.5t	4.5t	3.2t
1.1/4"	M30	12.0t	4.5t	7.8t	6.3t	4.5t
N/A	M33	12.0t	4.5t	7.8t	6.3t	4.5t
1.1/2"	M36	16.0t	7.0t	12.1t	9.8t	7.0t
1.3/4"	M42	24.0t	9.0t	15.6t	12.6t	9.0t
2"	M48	32.0t	12.0t	20.8t	16.8t	12.0t

Blueprint

